

# Prime Rate Liquidity Funds Performance Charts

31<sup>st</sup> July 2010

**Prime Rate Capital Management LLP**  
One Vine Street  
London W1J 0AH

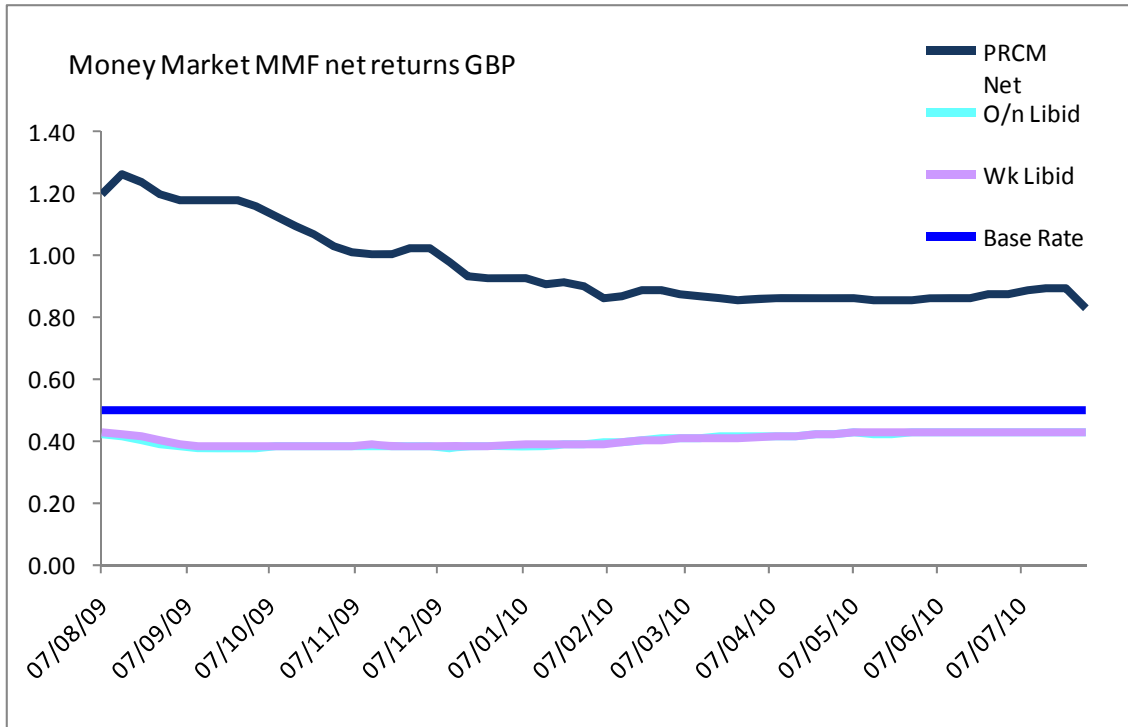
Telephone: +44 (0) 20 3206 7262  
Fax: +44 (0) 20 3206 7010  
Email: [contact@prime-rate.co.uk](mailto:contact@prime-rate.co.uk)  
Website: [www.prime-rate.co.uk](http://www.prime-rate.co.uk)

This document is only directed at the intended recipients and for the purposes of United Kingdom legislation this document may not be copied or distributed to any person in contravention of Section 21 of the Financial Services and Markets Act 2000.

© Copyright Prime Rate Capital Management LLP. All rights reserved.

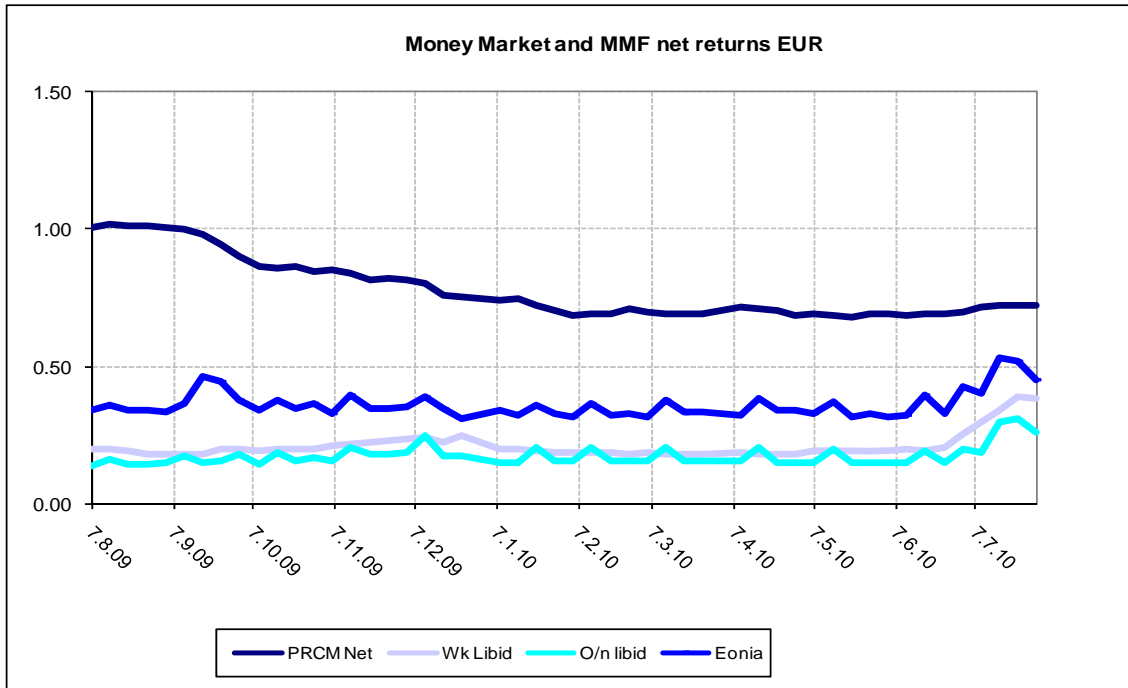
Prime Rate Capital Management LLP is authorised and regulated by the Financial Services Authority.

**Sterling Liquidity Fund Net Returns (annualised)**



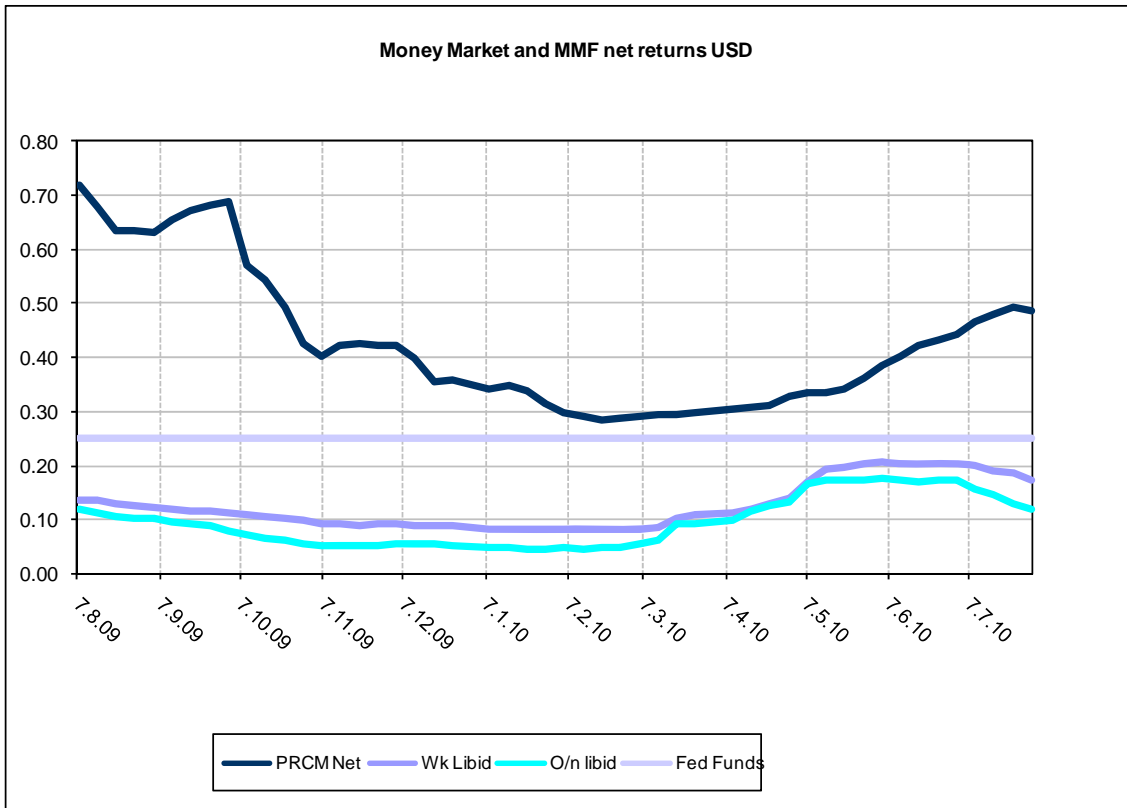
Sources: Prime Rate Capital Management LLP, Bloomberg. Net returns are for Share Class 3

**Euro Liquidity Fund Net Returns (annualised)**



Sources: Prime Rate Capital Management LLP, Bloomberg. Net returns are for Share Class 3

**US Dollar Liquidity Fund Net Returns (annualised)**



Sources: Prime Rate Capital Management LLP, Bloomberg Net returns are for Share Class 3

## Appendix

### Returns since inception

	GBP Liquidity fund		EUR Liquidity fund		USD Liquidity Fund	
	7 Day£ LIBID	GBP Liquidity fund	7 Day €LIBID	EUR Liquidity fund	7 Day US\$ LIBID	USD Liquidity Fund
Apr-08	5.06	5.33				
May-08	4.99	5.42	4.10%	4.30%		
Jun-08	5.02	5.50	4.08%	4.48%		
Jul-08	4.98	5.53	4.08%	4.63%		
Aug-08	4.95	5.52	4.27%	4.73%	2.28	2.61
Sep-08	5.22	5.52	4.41%	4.73%	3.07	2.81
Oct-08	5.23	5.78	4.14%	4.90%	3.11	3.77
Nov-08	3.31	5.39	3.23%	4.91%	0.88	3.8
Dec-08	2.09	4.31	2.44%	4.58%	0.16	3.42
Jan-09	1.565	3.17	1.73%	4.01%	0.17	2.1
Feb-09	1.12	2.19	1.23%	3.15%	0.24	1.39
Mar-09	0.65	1.70	0.92%	2.05%	0.32	1.57
Apr-09	0.52	1.44	0.76%	1.70%	0.23	1.27
May-09	0.48	1.32	0.65%	1.38%	0.18	1.23
Jun-09	0.47	1.22	0.66%	1.38%	0.17	0.99
Jul-09	0.44	1.17	0.24%	1.10%	0.15	0.79
Aug-09	0.42	1.22	0.19%	1.01%	0.13	0.66
Sep-09	0.38	1.18	0.19%	0.97%	0.12	0.67
Oct-09	0.38	1.08	0.20%	0.86%	0.11	0.51
Nov-09	0.38	1.01	0.22%	0.83%	0.11	0.42
Dec-09	0.38	0.95	0.24%	0.77%	0.11	0.37
Jan-10	0.39	0.91	0.19%	0.72%	0.08	0.33
Feb-10	0.4	0.88	0.19%	0.70%	0.08	0.29
Mar-10	0.41	0.86	0.18%	0.69%	0.1	0.3
Apr-10	0.42	0.86	0.18%	0.70%	0.12	0.3
May-10	0.43	0.86	0.19%	0.69%	0.13	0.33
Jun-10	0.43	0.87	0.21%	0.69%	0.21	0.41
Jul-10	0.43	0.89	0.34%	0.72%	0.19	0.48

Sources: Prime Rate Capital Management LLP, iMoneyNet  
Annualised on an actual/365 day count basis

***DISCLAIMER***

This material is not to be regarded as an offer or invitation to buy or sell an investment in the Prime Rate Cash Management Fund nor does it solicit any such offer or invitation. Applications to invest must only be made on the basis of the offer document relating to the investment, which is only available to Eligible Counterparties and Professional Clients.

Past performance is no guarantee of future performance and the value of investments and income from them may fall as well as rise and investors may not get back the amount originally invested. Tax assumptions are subject to statutory change and the value of tax reliefs will depend on individual circumstances.

This document is approved by Prime Rate Capital Management LLP of One Vine Street, London, W1J 0AH, a limited liability partnership registered in England OC327292 which is authorised and regulated by the Financial Services Authority with FSA reference number 469674.